




2012-2017 Progress Highlights

Blueprint for Youth Justice in the ACT 2012-22


Young people Apprehended by ACT Policing




The number of nights young people spent in detention in the ACT...



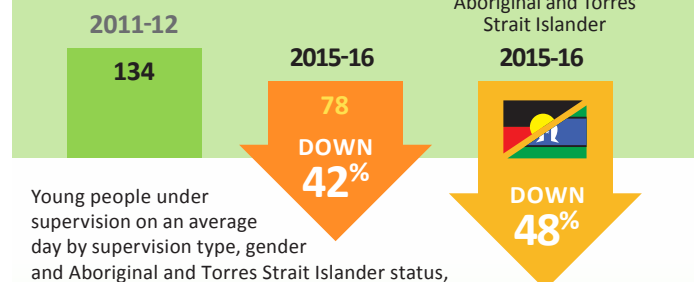
Young people under youth justice supervision



Young people under community-based supervision




Young people in Detention



Young people under supervision on an average day by supervision type, gender and Aboriginal and Torres Strait Islander status, Australian Capital Territory, 2015-16^(a) (all ages)

80 Total:



The full report can be found at: www.communityservices.act.gov.au

SOURCE: Blueprint for Youth Justice in the ACT 2012-22. Progress Report 2012-17, January 2018. This summary provides an outline of key findings and trends of the first five years of the Blueprint for Youth Justice in the ACT 2012-22. (a) Number of young people on an average day are rounded, and some young people may have moved between community-based supervision and detention on the same day. Source: AIHW Youth Justice in Australia 2015-16, Tables 2 and S2a.